



Corporate Parenting

14th April 2008

**CLA & CPR Activity
To end of February 2008**

CONTENTS

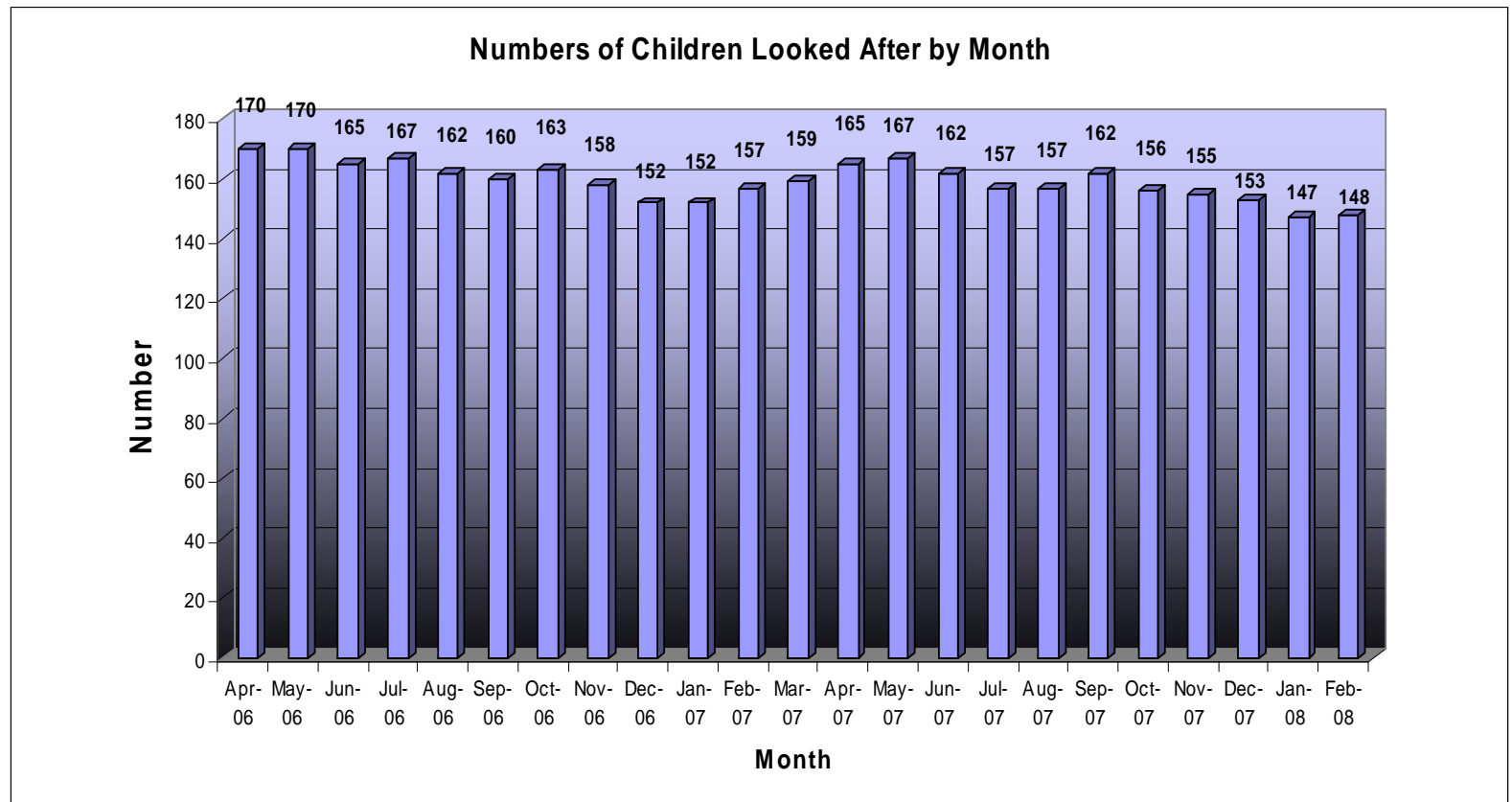
1) Safety of Vulnerable Children (CLA).....	3
2) CLA Age and Gender Breakdown	4
3) CLA by Ethnicity.....	5
4) CLA BY Placement Type.....	6
5) CLA other Data.....	7
6) Breakdown of Category of Need	8
7) Safety of vulnerable children (CPR).....	9
8) CPR by Age and Gender	10
9) CPR by Ethnicity	11
10) CPR Nature of Abuse	12
11) Duration of Children on the Protection Register	13
12) Overview of Key Performance Indicators as at 31 st March 2007.....	14

1) Safety of Vulnerable Children (Children Looked After)

There were **148** children looked after in Harrow on 29th February 2008.

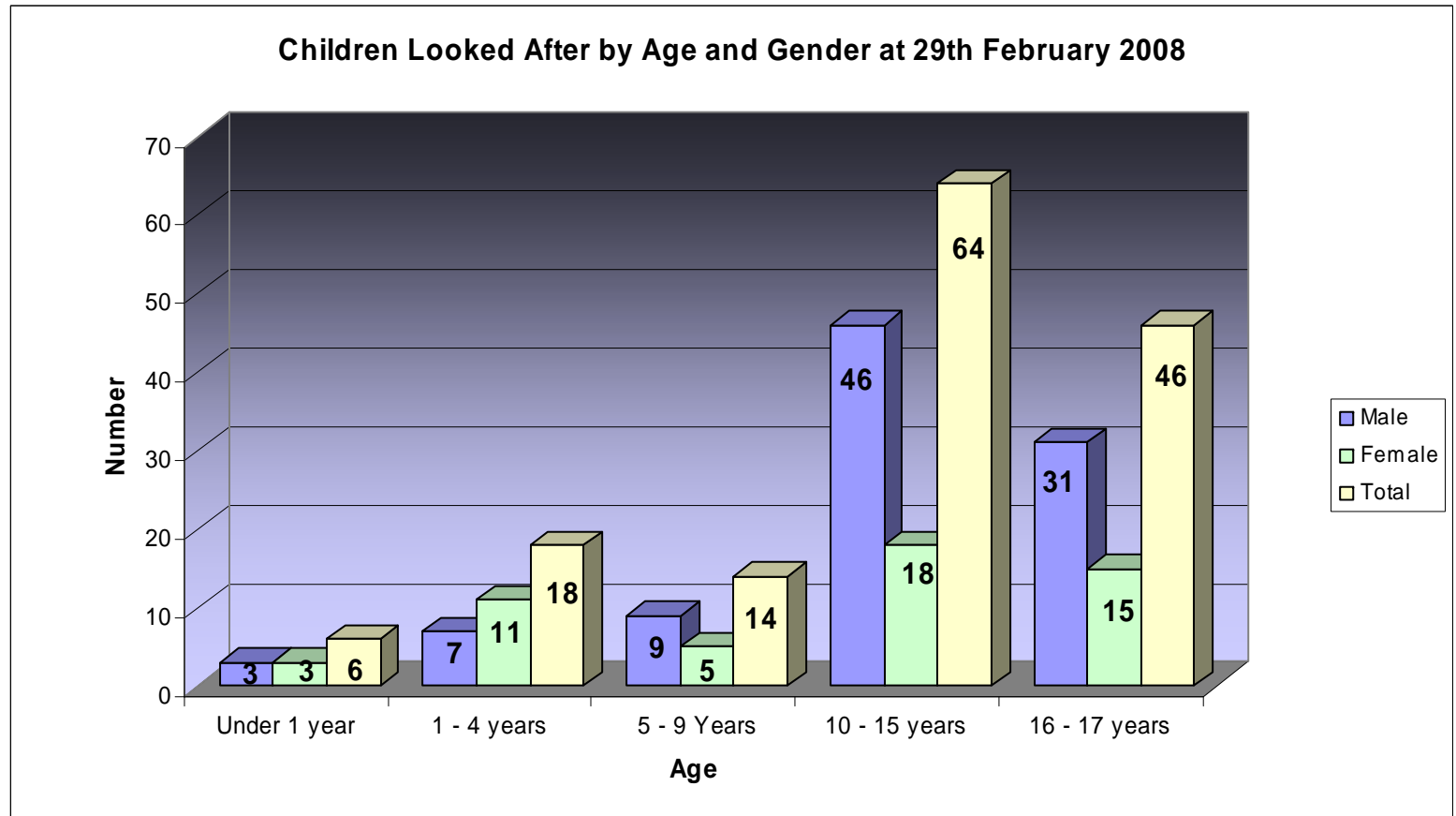
The bar chart below shows the number of children looked after by month from April 2006 to February 2008.

Month	No. of CLA
Apr-06	170
May-06	170
Jun-06	165
Jul-06	167
Aug-06	162
Sep-06	160
Oct-06	163
Nov-06	158
Dec-06	152
Jan-07	152
Feb-07	157
Mar-07	159
Apr-07	165
May-07	167
Jun-07	162
Jul-07	157
Aug-07	157
Sep-07	162
Oct-07	156
Nov-07	155
Dec-07	153
Jan-08	147
Feb-08	148



2) CLA Age and Gender Breakdown for February 2008

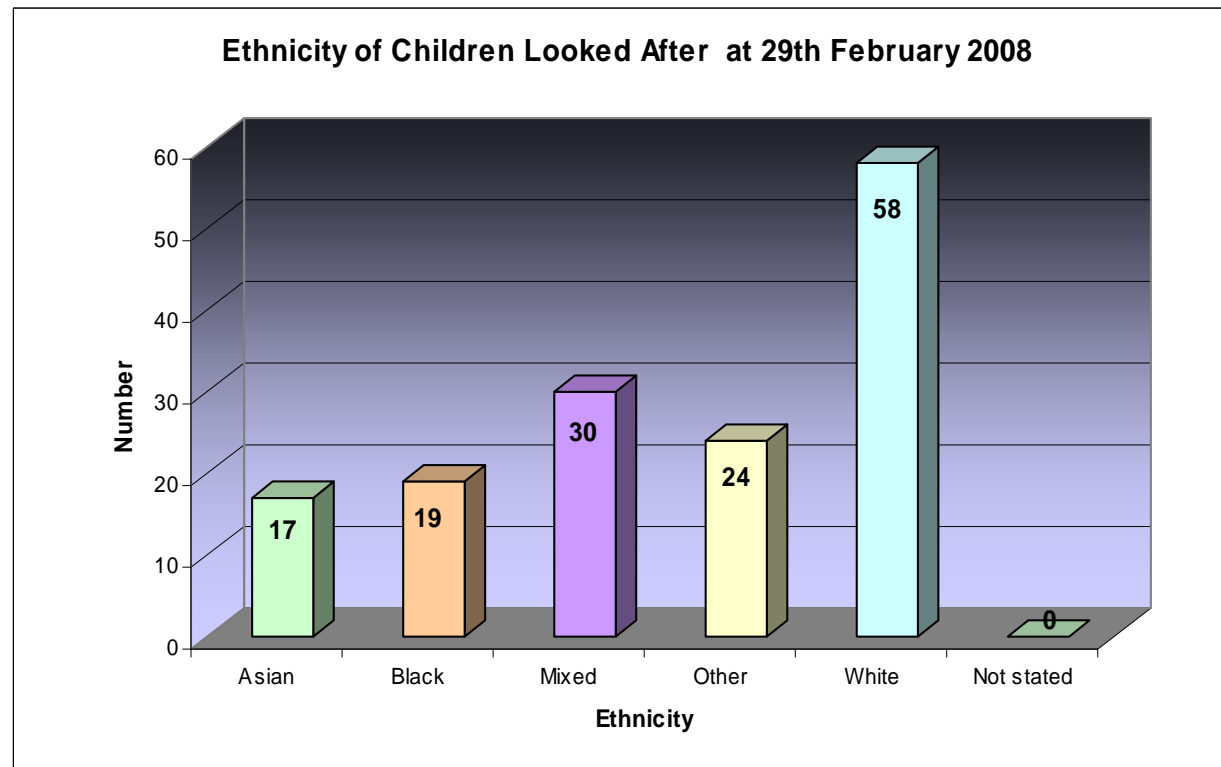
Age	Male	Female	Total
Under 1 year	3	3	6
1 - 4 years	7	11	18
5 - 9 Years	9	5	14
10 - 15 years	46	18	64
16 - 17 years	31	15	46
Total	96	52	148



3) CLA by Ethnicity

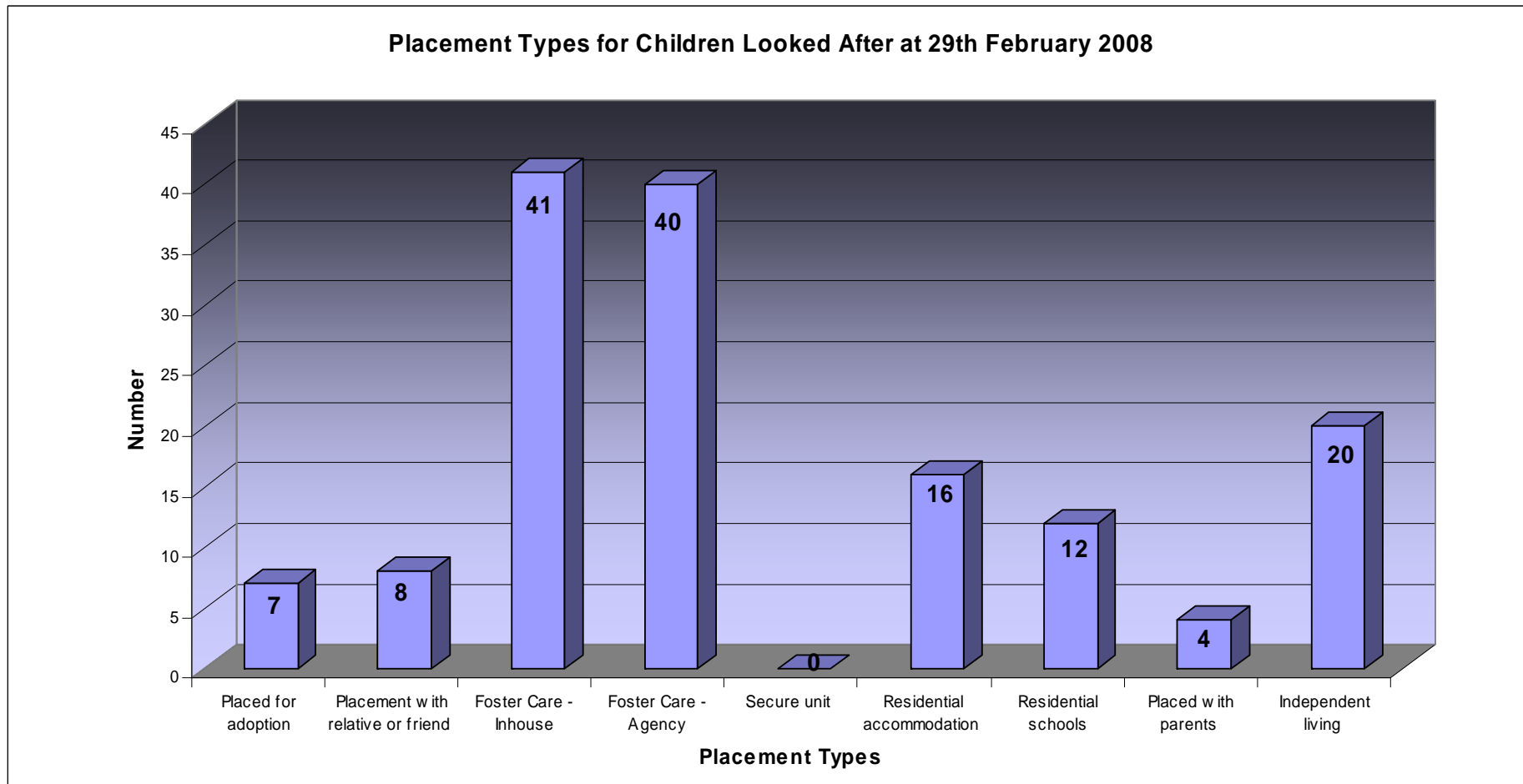
Below is the breakdown of the ethnicity of those children who were looked after on 29th February 2008.

Ethnicity	No. of CLA
Asian	17
Black	19
Mixed	30
Other	24
White	58
Not stated	0



4) CLA by Placement Type at 29th February 2008

Placement Type	No. of CLA
Placed for adoption	7
Placement with relative or friend	8
Foster Care - Inhouse	41
Foster Care - Agency	40
Secure unit	0
Residential accommodation	16
Residential schools	12
Placed with parents	4
Independent living	20



Children Looked After - Other Data as at 29th February 2008:

Number of Children Placed Out of Borough **66**

Breakdown Of types of Residential Placements:

304 Honeypot Lane: **6**

Other Childrens Homes: **9**

Supportive Residential placements (pre –independent living): **1**

Residential Schools: **12**

Social Work Allocation: **98.65%**

Prediction for Adoptions: At present 7 children are in preadoptive placements.

CLA GCSE Results - 2007:

Attained at least 1 A* - G: **46.15%**

Attained 5 or more A* - G **43.15%**

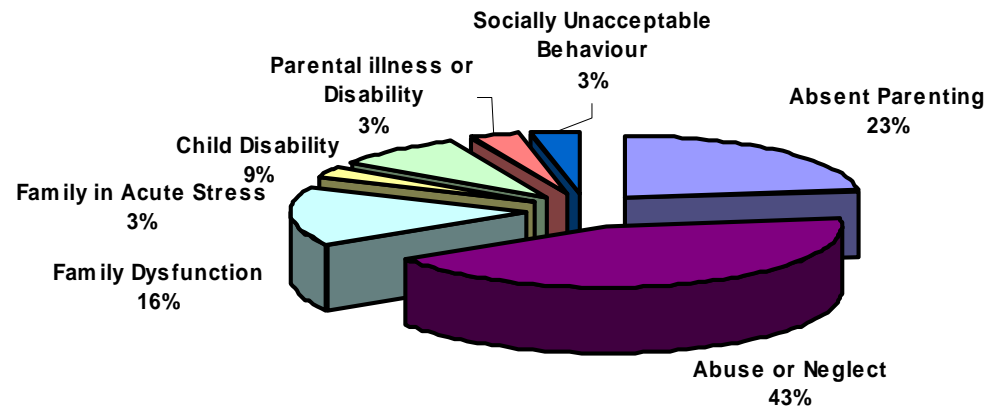
Attained 5 or more A* -C **5.38%**

5) Breakdown of Category of Need

The breakdown of category of need recorded when a child becomes looked after.

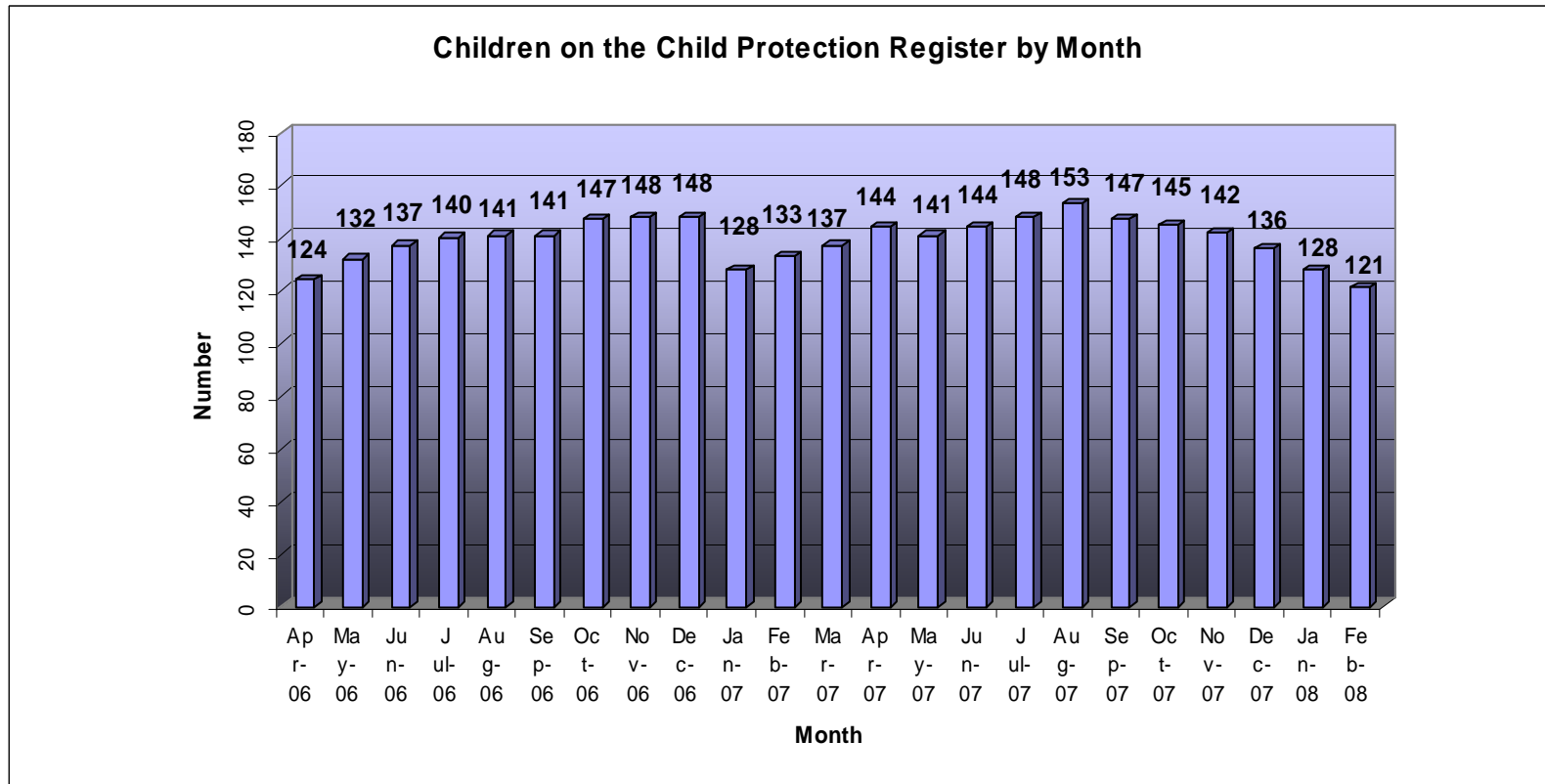
Category of Need	Number
Absent Parenting	34
Abuse or Neglect	63
Family Dysfunction	23
Family in Acute Stress	4
Child Disability	13
Parental illness or Disability	5
Socially Unacceptable Behaviour	5
Unknown	1

Children Looked After at 29th February 2008 by Category of Need



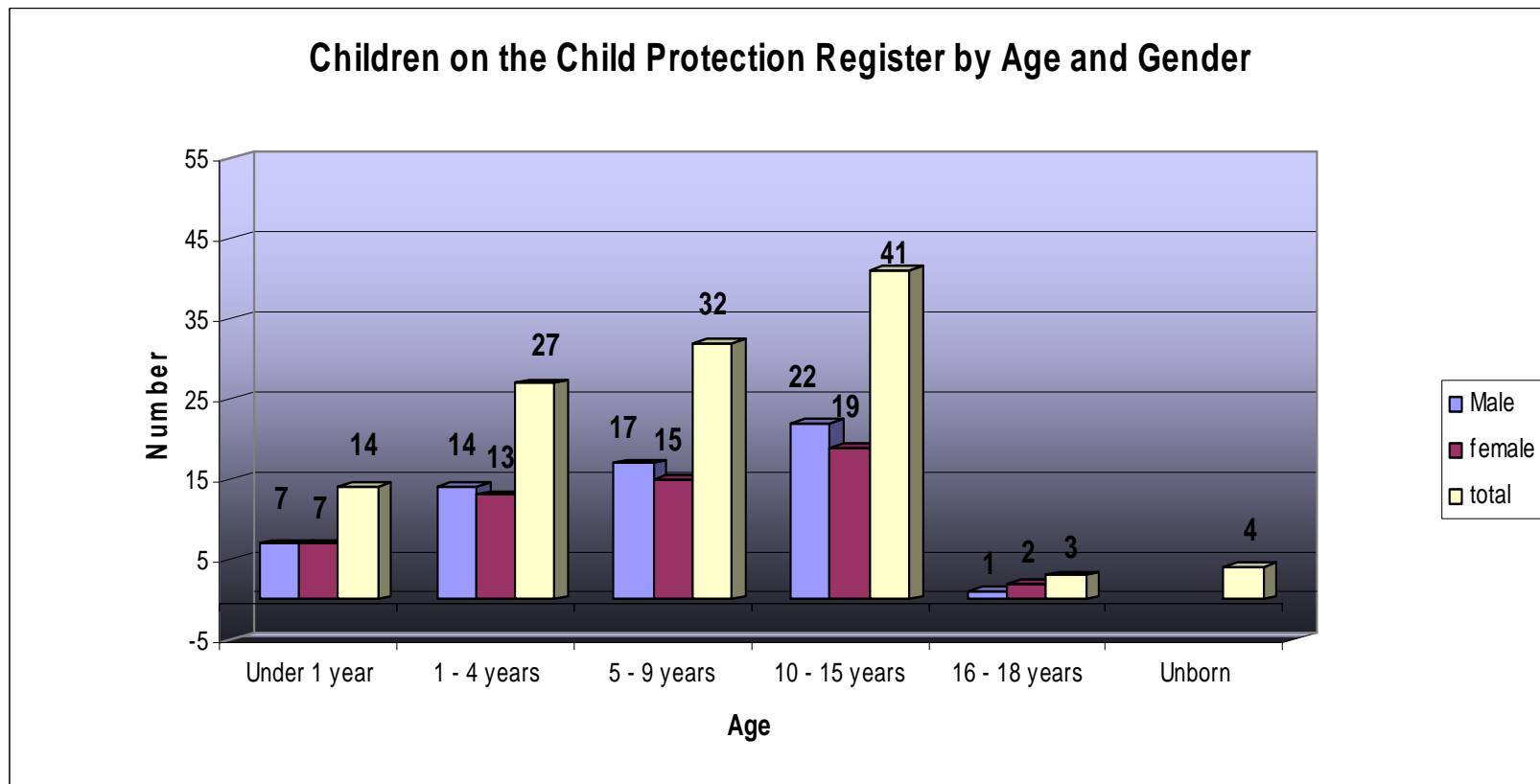
6) CPR by month April 2006 to February 2008

Month	CPR
Apr-06	124
May-06	132
Jun-06	137
Jul-06	140
Aug-06	141
Sep-06	141
Oct-06	147
Nov-06	148
Dec-06	148
Jan-07	128
Feb-07	133
Mar-07	137
Apr-07	144
May-07	141
Jun-07	144
Jul-07	148
Aug-07	153
Sep-07	147
Oct-07	145
Nov-07	142
Dec-07	136
Jan-08	128
Feb-08	121



7) CPR by Age and Gender

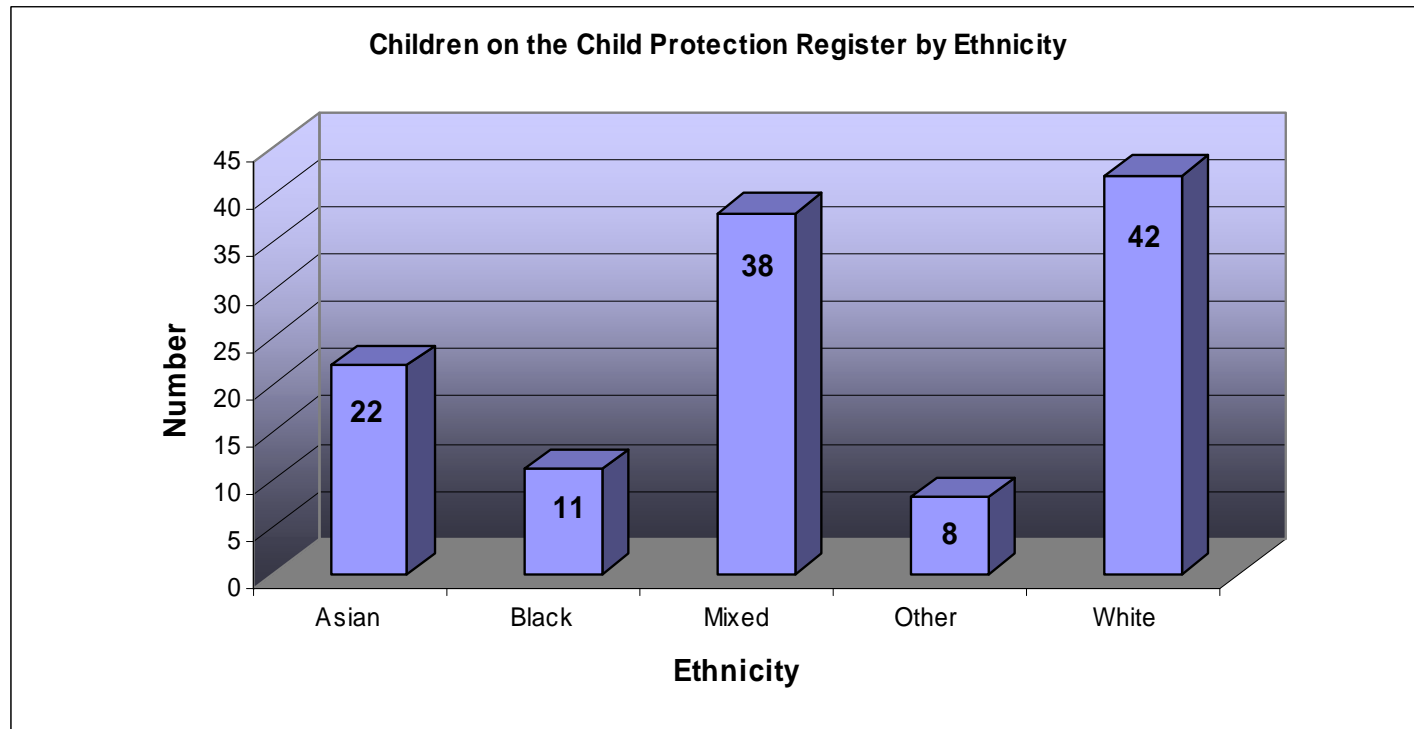
Age	Male	Female	Total
Under 1 year	7	7	14
1 - 4 years	14	13	27
5 - 9 years	17	15	32
10 - 15 years	22	19	41
16 - 18 years	1	2	3
Unborn			4
Total	61	56	121



7) CPR by Ethnicity

Breakdown of ethnicity of those children on the Child Protection Register as at 29th February 2008

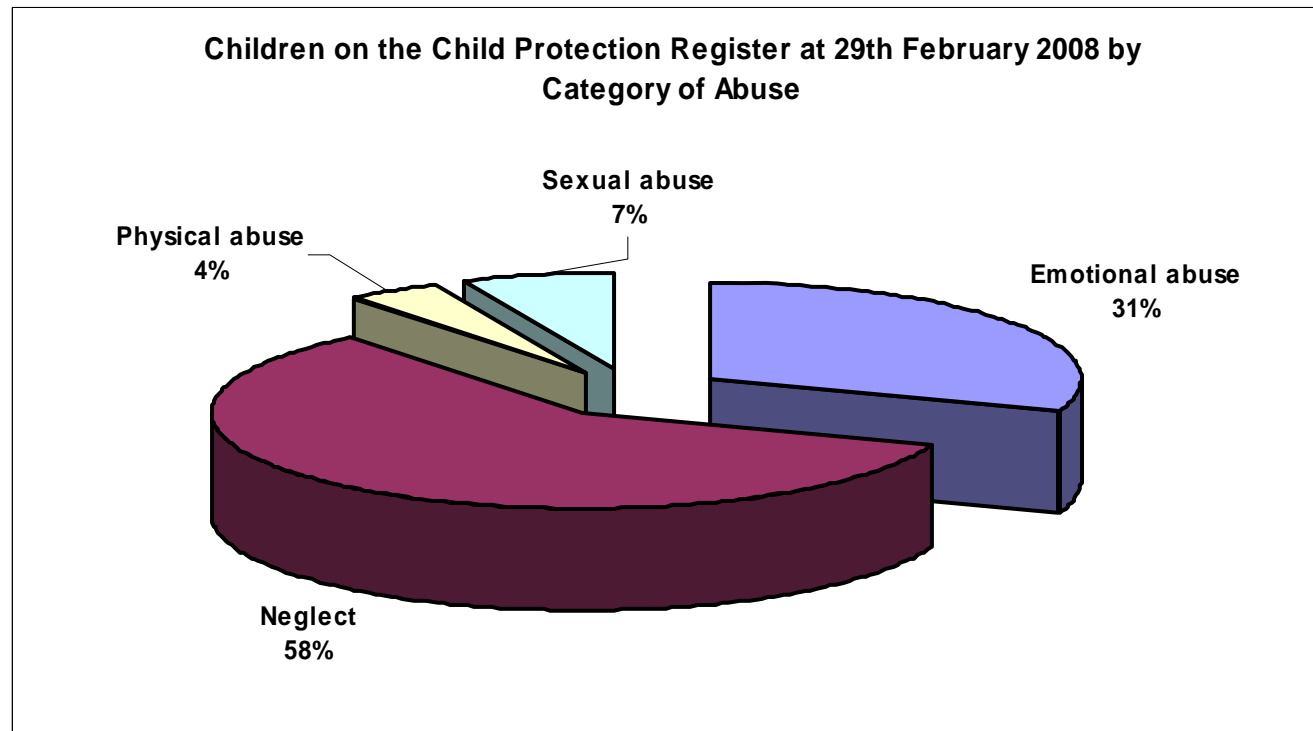
Ethnicity	Count
Asian	22
Black	11
Mixed	38
Other	8
White	42



9) CPR by Nature of Abuse

Breakdown of registration categories of those children on the Child Protection Register as at 29th February 2008

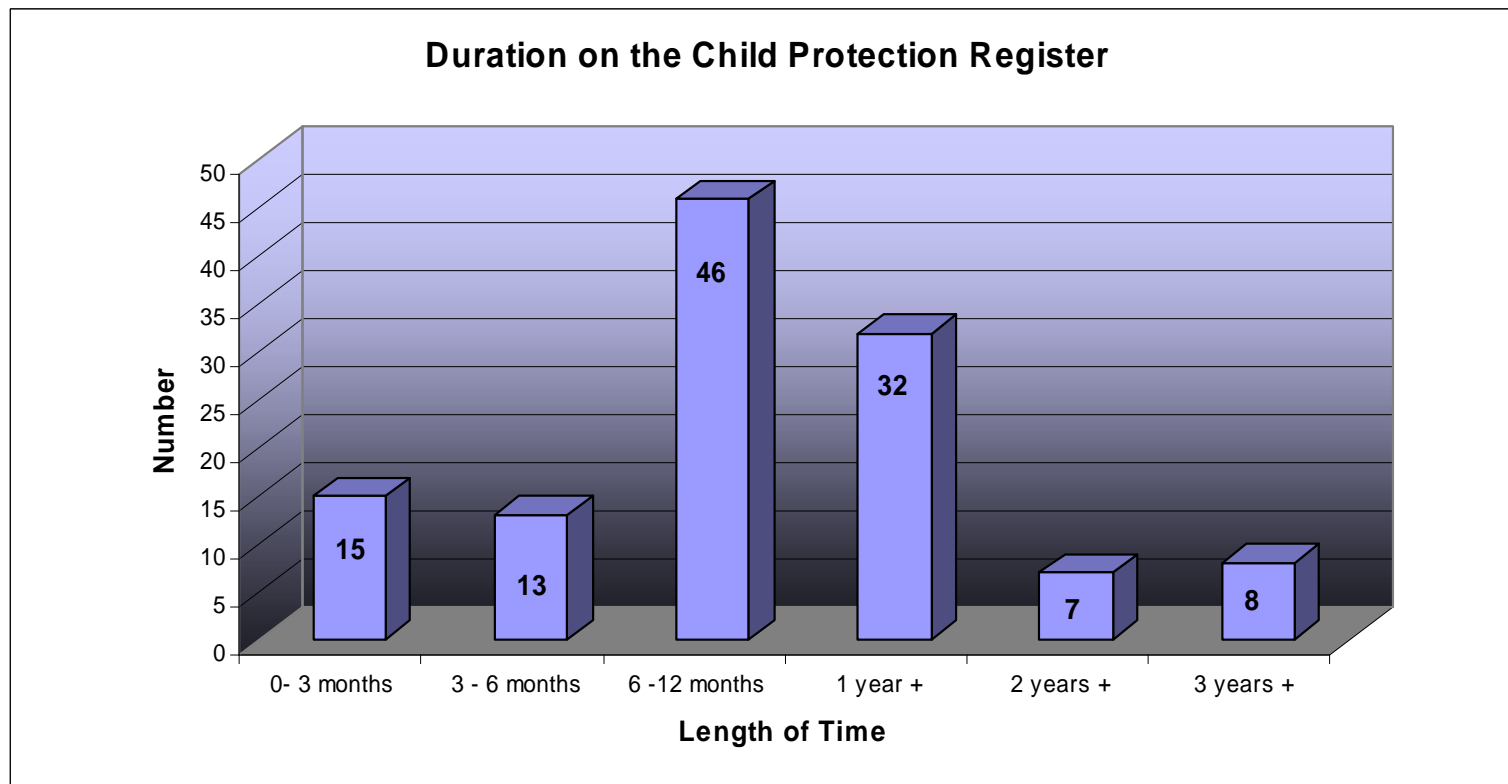
Registration Category Count	
Emotional abuse	37
Neglect	71
Physical abuse	5
Sexual abuse	8



10) Duration of Children on the Protection Register

This table shows the number of children on the child protection register by length of time since registration at 29th February 2008.

Registered	Number
0- 3 months	15
3 - 6 months	13
6 -12 months	46
1 year +	32
2 years +	7
3 years +	8



11) Overview of Key Performance Indicators with performance update January 2008

Domain	PAF	BVPI	Indicator	March 2007	Feb 08	Comments
A. Being Healthy	C19		Health of children looked after - The average of the percentages of children looked after continuously for at least 12 months, and who had a dental check and a medical assessment during the previous 12 months.	88.00%	75.50%	Performance is showing as slightly low, this is due to some delays in entering data and this is being followed up. We have met our target for 2007-08, which is 95.3% and this is brilliant performance! (The return period for this indicator is at the end of september.)
B. Staying safe	A3		Re-registrations on the Child Protection Register - The percentage of children registered during the year on the Child Protection Register who had been previously registered.	10.62%	16.09%	Measures are in place to ensure that children have adequate monitoring and support in place following de-registration. The drop in performance this year was due to re-registration of some large sibling groups.
	C24		Children looked after absent from school - The percentage of children who had been looked after continuously for at least 12 months and were of school age, who missed a total of at least 25 days of schooling for any reason during the previous school year.	13.60%	7.23%	Performance is showing as good but note we are only half way through the academic year - forecast is for similar performance to last year.
	C20	162	Reviews of child protection cases (KT) - The percentage of child protection cases which should have been reviewed during the year that were reviewed.	96.20%	99.17%	Good performance. 1 review is known to be late.
	C21		Duration on the Child Protection Register - The percentage of children deregistered from the Child Protection Register during the year who had been on the Register continuously for two years or more.	21.90%	12.50%	Last year's poor performance was a reflection on difficulty in progressing CP plans. This situation arose due to low staffing stability and the consequent overriding need to ensure children remained safe by not de-registering prematurely. Performance has improved significantly due to greater team stability and careful management of CP cases.
	C23	163	Adoptions of children looked after (KT) - The number of looked after children adopted during the year as a percentage of the number of children looked after (excluding unaccompanied asylum seekers) who had been looked after for 6 months or more.	2.73%	8.41%	Huge turnaround in performance. There have been 3 further adoptions since end Feb taking Harrow well above statistical neighbour average. The newly established partnership with Coram and the work of Permanency Tracking Panel are yielding very good results.

	C64		Timing of core assessments - The percentage of Core Assessments that were completed within 35 working days of their commencement.	60.30%	76.04%	Performance has improved significantly due to reconfiguration of team and improved monitoring.
	C68		Timeliness of reviews of Children looked after - The percentage of children looked after cases which should have been reviewed during the year that were reviewed during the year.	93.3%	91.03%	Performance remains at a similar level to last year and is below what would be expected. Work is ongoing between social work teams and Children's Safeguarding and Review Unit to improve this position.
	A1	49	Stability of placements of children looked after (KT) - The percentage of children looked after with three or more placement moves in the year.	13.80%	8.78%	Very good performance
	D78		Long term stability of CLA (2.5 years) - The percentage of children aged under 16 who had been looked after continuously for at least 2.5 years, who were living in the same placement for at least 2 years, or are placed for adoption.	58.5%	66.04%	This indicator is currently unbanded but we have made improvement and are now in line with latest statistical neighbour average.
	B79		Children aged 10-15 in foster placements or placed for adoption - Of children aged at least 10 and under 16 looked after (excluding those placed with parents) the percentage who were in foster placements or placed for adoption.	63.9%	70.49%	This indicator is currently unbanded but we have made improvement. Action is being taken to maximise stability which should take us steadily towards the statistical neighbour average of around 80%.
D. Make a Positive Contribution	C18		Final warnings/reprimands and convictions of CLA - The percentage of children aged 10 or over who had been looked after continuously for at least 12 months, who were given a final warning/reprimand or convicted during the year for an offence committed whilst they were looked after, expressed as a ratio of the percentage of all children aged 10 or over given a final warning/reprimand or convicted for an offence in the police force area.	2.8%	0%	There have been no convictions or final warnings reprimands for CLA. The national bandings put this in the orange 'ask questions' category, because it is lower than expected - however this is clearly not poor performance.
	C63		Participation of looked after children in reviews - The number of children and young people who communicated their views for each of their statutory reviews in the year as a percentage of the number of children and young people who were looked after during the year for more than four weeks.	90.10%	98.49%	Very good performance - The new system, View Point, and efforts of teams involved have greatly enhanced performance.

Guide to Key Performance Indicator bandings

Very Good
Good
Acceptable
Ask Questions
Investigate Urgently

CF/A1	Stability of placements of CLA	0<16.01	.	.	16.01<20	20<=100
CF/A3	Re-registrations on the CPR	0<3	3<6	6<8	8<10	10<15	15<17.21	17.21<20	20<24	24<=100
CF/B79	CLA - foster/placed for adoption NEW	unbanded for 2005-06								
CF/C18	Final warnings/reprimands and convictions of CLA	.	0<1	1<3	3+	.
CF/C19	Health of children looked after	0<50	50<60	60<70	70<80	80<=100
CF/C20	Reviews of child protection cases	0<92.5	92.5<95	95<97.5	97.5<100	100
CF/C21	Duration on the CPR	0<10	10<15	15<20	20<=100
CF/C23	Adoptions of children looked after	0<3	3<6	6<7	7<8	8<25	.	.	25<=100	.
CF/C24	Children looked after absent from school	0<5	5<10	10<15	15<20	20+
CF/C64	Timing of core assessments	0<60	60<70	70<75	75<80	80<=100
CF/C68	Timeliness of reviews for LAC	0<80	80<85	85<90	90<95	95<=100				
CF/D78	Long term stability of CLA NEW	unbanded for 2005-06								